

Signify Classified - Internal
Cooper Lighting Solutions Photometric Lab
1121 Highway 74 South
Peachtree City, GA 30269



Scaled data based on original data using
LM-79-08 Approved Method: Electrical and Photometric Measurements of Solid-
State Lighting Products

Test Report Prepared for
Cooper Lighting Solutions
(formerly Eaton)

Brand: STREETWORKS

Report Number: P868020

Luminaire Tested: **MEM2-HSN-SA-100-750-U-T2U-HSS**

Issue Date: 08/21/2024



Test Information

Test Method: LM-79-08
Report Number: P868020
Test Lab: INNOVATION CENTER(G3)
Issue Date: 08/21/2024
Manufacturer: COOPER LIGHTING SOLUTIONS (FORMERLY EATON)
Product Line: STREETWORKS
Catalog Number: MEM2-HSN-SA-100-750-U-T2U-HSS
Description: EPIC MODERN SHORT HOUSING DISCRETE LED ARRAYS 100W 70CRI 5000K
FITXURE w/ TYPE II URBAN DISTRIBUTION OPTIC AND HOUSE SIDE SHIELD
Light Source: (20) 5000K CCT, 70 CRI LEDS
Ballast/Driver: ELECTRONIC DRIVER

Summary

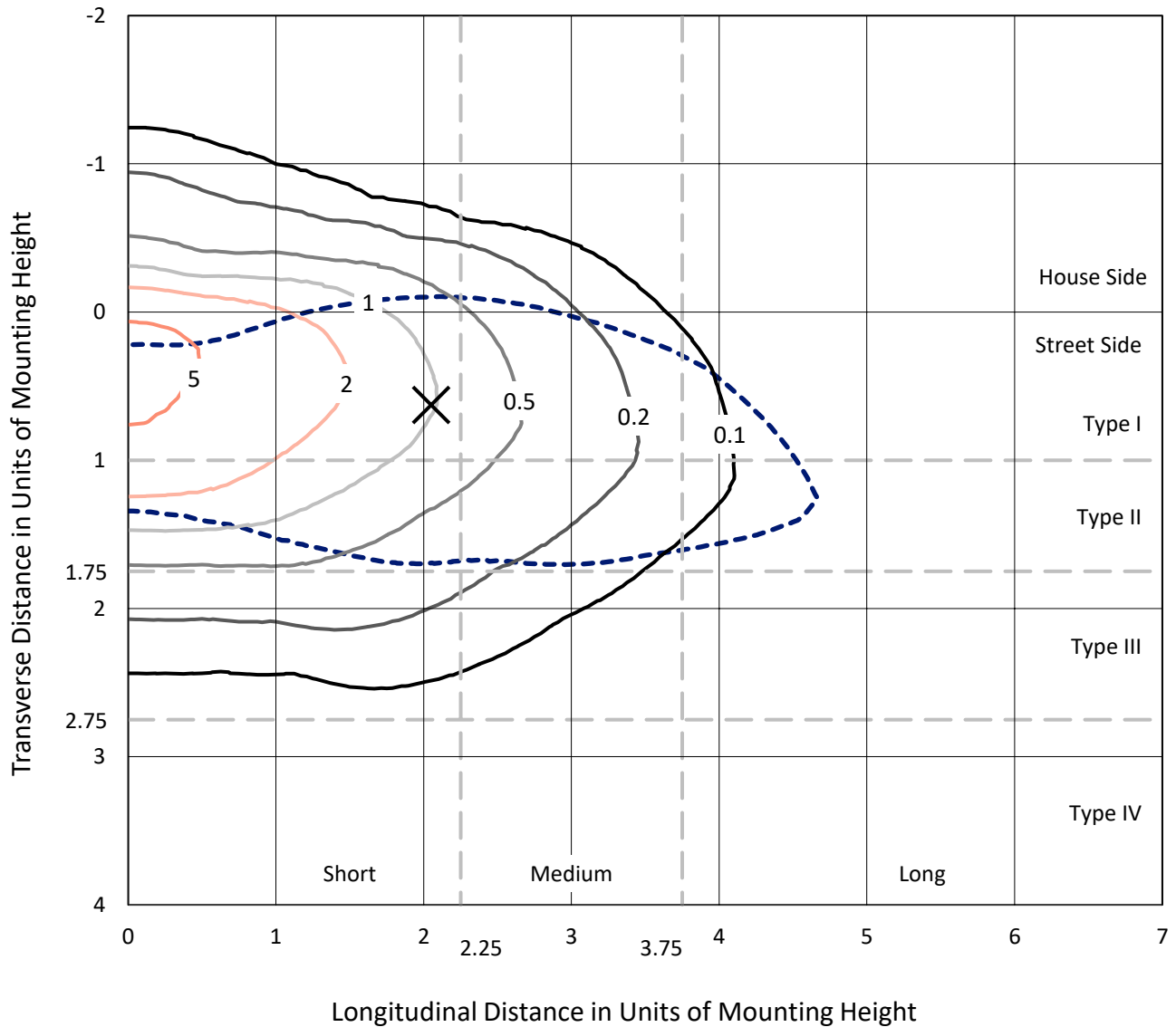
Lumens per Lamp: N/A
Luminaire Lumens: 9199.9 lumens
Efficiency: N/A
Efficacy: 91.1 lumens/watt
Luminous Opening: Rectangular (W 0.67' x L: 0.33' x H: 0')
IES Classification: Type II - Short
BUG Rating: B1 - U0 - G2

Input Watts (W): 101
Input Voltage (V): 120
Input Current (A_{in}): NR
Voltage Rise (V): NR
Power Factor: 0.99
Total Harmonic Distortion (THDi): 9.45%
Frequency (hertz): 60
Stabilization Time: NR
Operation Time: NR
Ambient Temperature (°C): NR
Test Distance: 24 FT

REPORT NUMBER: P868020
 CATALOG NUMBER: MEM2-HSN-SA-100-750-U-T2U-HSS

Iso-Footcandle Lines of Horizontal Illumination

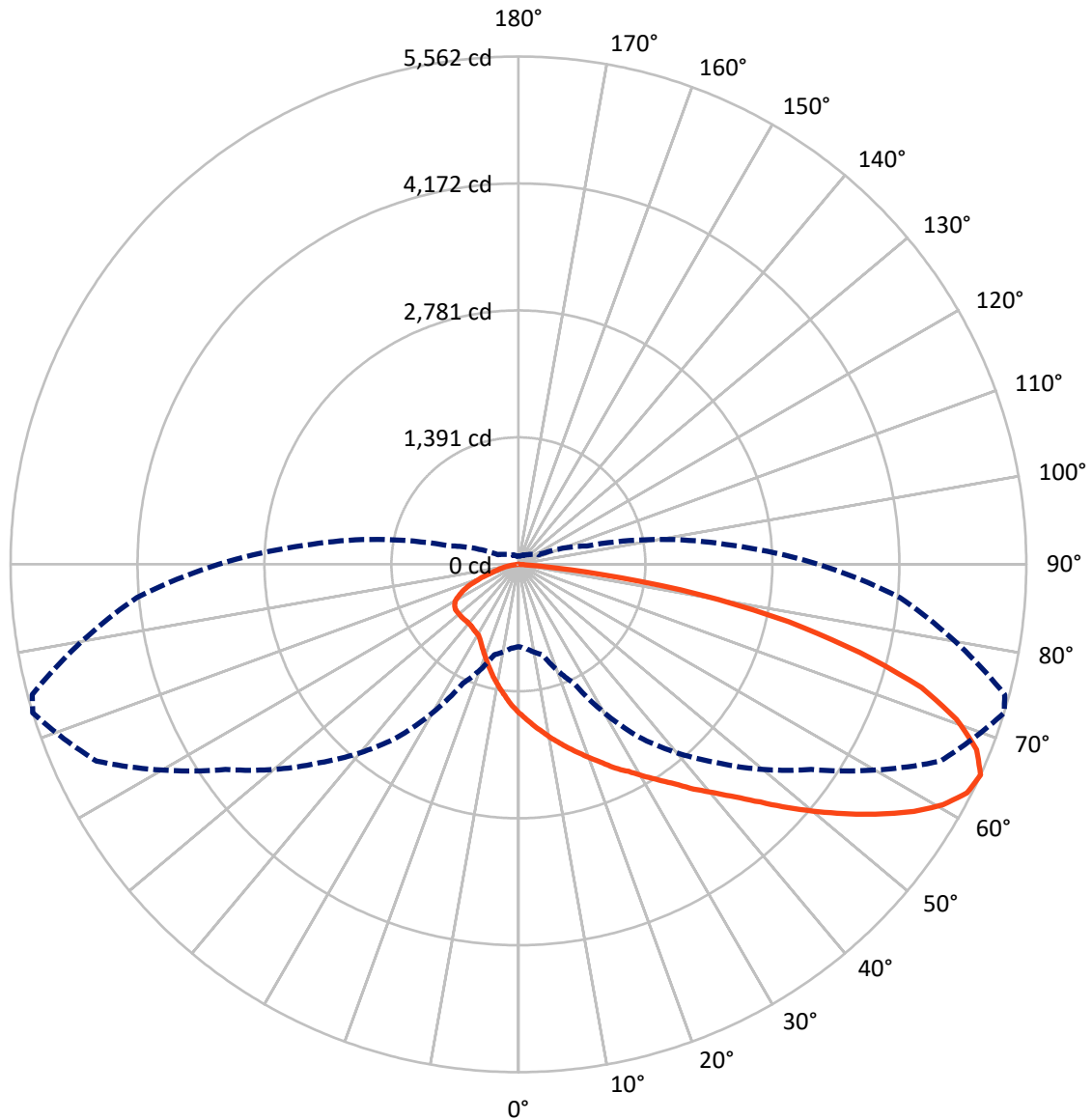
✕ Max cd
 - - - 1/2 Max cd



Based on 20 foot mounting height. Maximum calculated value = 6.6 fc
 Type II - Short - N/A

REPORT NUMBER: P868020
CATALOG NUMBER: MEM2-HSN-SA-100-750-U-T2U-HSS

Luminous Intensity Polar Plot



— Vertical Plane Through 73-Deg Lateral - - - Horizontal Cone Through 65-Deg Vertical

REPORT NUMBER: P868020

CATALOG NUMBER: MEM2-HSN-SA-100-750-U-T2U-HSS

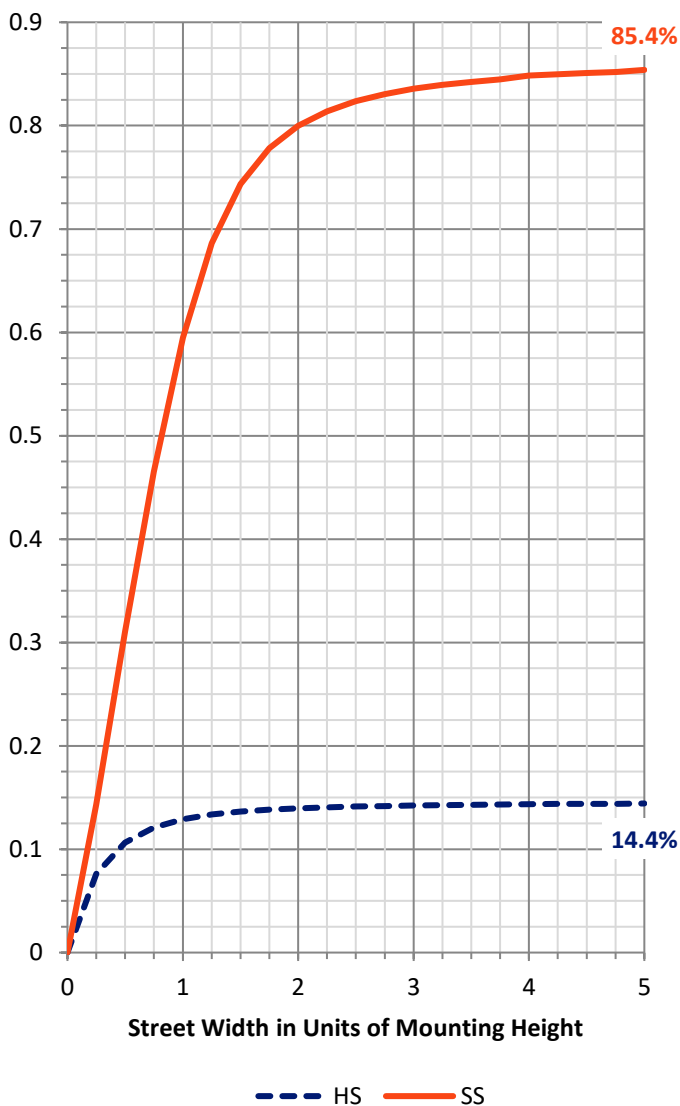
FLUX DISTRIBUTION:

		Downward	Upward	Total
House Side	Lumens	1337.8	0.0	1337.8
	% Fixture	14.5	0.0	14.5
Street Side	Lumens	7862.1	0.0	7862.1
	% Fixture	85.5	0.0	85.5
Total	Lumens	9199.9	0.0	9199.9
	% Fixture	100.0	0.0	100.0

ZONAL LUMENS:

Zone	Lumens	% Fixture
0°-10°	157.5	1.7
10°-20°	478.8	5.2
20°-30°	801.9	8.7
30°-40°	1209.5	13.1
40°-50°	1709.1	18.6
50°-60°	1923.1	20.9
60°-70°	1724.5	18.7
70°-80°	1048.8	11.4
80°-90°	146.8	1.6
90°-100°	0.0	0.0
100°-110°	0.0	0.0
110°-120°	0.0	0.0
120°-130°	0.0	0.0
130°-140°	0.0	0.0
140°-150°	0.0	0.0
150°-160°	0.0	0.0
160°-170°	0.0	0.0
170°-180°	0.0	0.0
0°-90°	9199.9	100.0
0°-180°	9199.9	100.0

Coefficient of Utilization



REPORT NUMBER: P868020

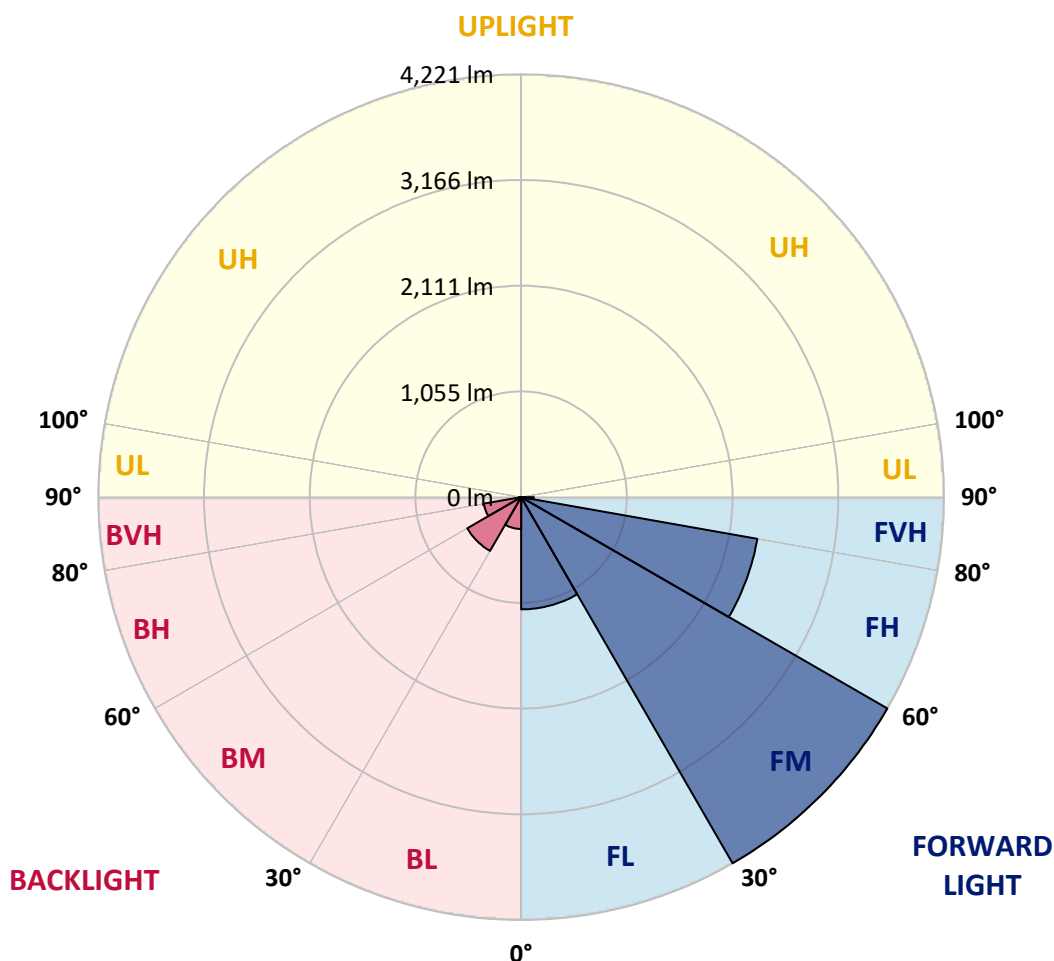
CATALOG NUMBER: MEM2-HSN-SA-100-750-U-T2U-HSS

LUMINAIRE CLASSIFICATION SYSTEM LUMEN TABLE AND BUG RATING:

Zone	Lumens	% Fixture	Zone Rating/Lumen Limit		
			B	U	G
FL (0°-30°)	1120.4	12.2			
FM (30°-60°)	4221.3	45.9			
FH (60°-80°)	2394.4	26.0			G2/5000
FVH (80°-90°)	126.1	1.4			G2/225
BL (0°-30°)	317.8	3.5	B1/500		
BM (30°-60°)	620.3	6.7	B1/1000		
BH (60°-80°)	378.9	4.1	B1/500		G1/500
BVH (80°-90°)	20.7	0.2			G1/100
UL (90°-100°)	0.0	0.0		U0/0	
UH (100°-180°)	0.0	0.0		U0/0	

BUG Rating: B1-U0-G2

Type II Short





REPORT NUMBER: P868020

CATALOG NUMBER: MEM2-HSN-SA-100-750-U-T2U-HSS

CANDELA DISTRIBUTION (FULL):

	0°	5°	15°	25°	35°	45°	55°	65°	73°	75°	85°
0°	1632.1	1632.1	1632.1	1632.1	1632.1	1632.1	1632.1	1632.1	1632.1	1632.1	1632.1
2.5°	1883.8	1873.0	1856.7	1843.2	1818.8	1786.4	1759.3	1724.1	1699.7	1691.6	1656.4
5°	2157.2	2143.6	2124.7	2092.2	2027.2	1989.4	1919.0	1837.8	1772.8	1759.3	1678.1
7.5°	2438.7	2433.2	2389.9	2341.2	2262.7	2178.8	2070.6	1943.3	1848.6	1827.0	1702.5
10°	2676.8	2652.5	2628.1	2582.1	2498.2	2379.1	2238.4	2062.4	1929.8	1894.6	1726.8
12.5°	2820.3	2812.2	2790.5	2736.4	2655.2	2552.3	2384.5	2178.8	2008.3	1959.6	1751.2
15°	2925.8	2934.0	2912.3	2877.1	2793.2	2695.8	2533.4	2300.6	2092.2	2035.4	1778.2
17.5°	3026.0	3020.6	3017.9	2977.3	2901.5	2804.0	2638.9	2400.8	2176.1	2113.9	1805.3
20°	3082.8	3085.5	3080.1	3063.9	2990.8	2896.1	2741.8	2519.8	2268.1	2197.8	1840.5
22.5°	3112.6	3123.4	3134.2	3131.5	3072.0	2998.9	2839.2	2614.6	2362.9	2289.8	1883.8
25°	3131.5	3139.7	3164.0	3196.5	3142.4	3082.8	2947.5	2728.3	2473.8	2389.9	1935.2
27.5°	3147.8	3158.6	3188.4	3237.1	3193.8	3158.6	3042.2	2825.7	2568.6	2492.8	1994.8
30°	3253.3	3266.9	3266.9	3291.2	3242.5	3234.4	3147.8	2942.1	2687.7	2606.5	2070.6
32.5°	3532.1	3505.1	3456.3	3432.0	3315.6	3318.3	3250.6	3058.5	2814.9	2733.7	2165.3
35°	3773.0	3773.0	3713.5	3635.0	3448.2	3410.3	3369.7	3212.7	2952.9	2874.4	2289.8
37.5°	4005.8	4008.5	3946.2	3878.6	3664.7	3529.4	3507.8	3361.6	3123.4	3031.4	2419.7
40°	4151.9	4168.2	4151.9	4100.5	3894.8	3737.8	3643.1	3529.4	3285.8	3215.4	2568.6
42.5°	4176.3	4208.8	4268.3	4284.6	4062.6	3924.6	3816.3	3702.6	3480.7	3402.2	2739.1
45°	4114.0	4124.9	4257.5	4276.4	4187.1	4073.4	4000.4	3905.6	3713.5	3645.8	2928.5
47.5°	3943.5	3921.9	3967.9	4133.0	4168.2	4162.8	4181.7	4135.7	3984.1	3897.5	3137.0
50°	3578.1	3586.3	3735.1	3935.4	4057.2	4195.2	4317.0	4368.5	4257.5	4170.9	3361.6
52.5°	2912.3	2950.2	3234.4	3708.0	3919.2	4173.6	4414.5	4587.7	4541.7	4457.8	3583.5
55°	2392.6	2449.5	2733.7	3342.7	3729.7	4068.0	4471.3	4817.8	4825.9	4760.9	3786.5
57.5°	1873.0	1919.0	2219.4	2777.0	3459.0	3902.9	4479.4	5015.3	5107.4	5031.6	3965.2
60°	1467.0	1499.5	1675.4	2314.1	3126.1	3667.5	4419.9	5172.3	5345.5	5288.7	4119.5
62.5°	1112.4	1136.8	1293.8	1829.7	2717.4	3391.4	4219.6	5229.2	5513.4	5459.2	4206.1
65°	901.3	923.0	1025.8	1437.2	2314.1	3072.0	3916.5	5099.2	5562.1	5513.4	4195.2
67.5°	736.2	744.3	828.2	1120.5	1956.9	2712.0	3472.6	4760.9	5413.2	5410.5	4070.7
70°	595.5	617.1	687.5	893.2	1626.7	2297.9	2955.6	4230.4	5091.1	5118.2	3821.7
72.5°	506.1	511.5	573.8	738.9	1326.2	1864.9	2446.8	3618.7	4617.5	4639.1	3432.0
75°	427.6	435.8	481.8	598.2	1077.2	1480.5	1967.7	2923.1	3865.0	3957.1	2890.7
77.5°	368.1	370.8	403.3	492.6	766.0	1112.4	1442.6	2192.4	3026.0	3090.9	2270.8
80°	289.6	295.0	330.2	389.8	533.2	722.7	996.0	1499.5	2021.8	2094.9	1572.5
82.5°	135.3	151.6	159.7	213.8	278.8	357.3	470.9	625.2	914.8	912.1	733.5
85°	13.5	10.8	10.8	16.2	24.4	24.4	29.8	35.2	70.4	83.9	65.0
87.5°	0.0	0.0	0.0	2.7	5.4	5.4	5.4	8.1	8.1	8.1	8.1
90°	0.0	0.0	0.0	0.0	0.0	0.0	0.0	0.0	0.0	0.0	0.0



REPORT NUMBER: P868020

CATALOG NUMBER: MEM2-HSN-SA-100-750-U-T2U-HSS

CANDELA DISTRIBUTION (continued):

	90°	95°	105°	115°	125°	135°	145°	155°	165°	175°	180°
0°	1632.1	1632.1	1632.1	1632.1	1632.1	1632.1	1632.1	1632.1	1632.1	1632.1	1632.1
2.5°	1640.2	1615.8	1572.5	1531.9	1504.9	1483.2	1448.0	1426.4	1410.1	1388.5	1385.8
5°	1634.8	1591.5	1504.9	1431.8	1361.4	1301.9	1239.6	1201.7	1161.1	1142.2	1158.4
7.5°	1640.2	1569.8	1434.5	1323.5	1218.0	1123.2	1042.0	990.6	952.7	933.8	936.5
10°	1642.9	1550.9	1375.0	1220.7	1085.3	974.4	882.4	812.0	766.0	755.1	741.6
12.5°	1637.5	1526.5	1315.4	1120.5	958.1	836.3	728.1	673.9	627.9	606.3	606.3
15°	1642.9	1507.6	1253.2	1028.5	844.5	703.7	611.7	552.1	525.1	506.1	508.8
17.5°	1642.9	1491.3	1193.6	939.2	733.5	603.6	519.7	470.9	443.9	433.1	430.4
20°	1661.9	1477.8	1136.8	855.3	636.1	514.3	446.6	408.7	387.0	376.2	370.8
22.5°	1675.4	1467.0	1085.3	774.1	554.9	449.3	392.5	357.3	341.0	335.6	335.6
25°	1699.7	1464.3	1039.3	695.6	489.9	400.6	349.2	322.1	308.6	303.1	303.1
27.5°	1734.9	1469.7	996.0	627.9	441.2	351.9	314.0	292.3	284.2	281.5	278.8
30°	1786.4	1494.0	969.0	576.5	395.2	322.1	286.9	273.4	268.0	265.2	265.2
32.5°	1854.0	1537.4	958.1	549.4	368.1	297.7	268.0	257.1	251.7	251.7	249.0
35°	1937.9	1586.1	950.0	525.1	349.2	281.5	254.4	243.6	240.9	240.9	240.9
37.5°	2038.1	1637.5	936.5	508.8	338.3	268.0	243.6	232.8	232.8	232.8	232.8
40°	2149.0	1713.3	933.8	498.0	330.2	259.8	232.8	221.9	221.9	221.9	221.9
42.5°	2273.5	1794.5	931.1	489.9	324.8	254.4	221.9	211.1	211.1	211.1	211.1
45°	2425.1	1897.3	936.5	484.5	324.8	249.0	213.8	200.3	197.6	197.6	197.6
47.5°	2574.0	1994.8	941.9	479.1	319.4	240.9	203.0	189.5	186.8	184.0	184.0
50°	2733.7	2094.9	941.9	473.7	314.0	232.8	194.9	175.9	173.2	170.5	170.5
52.5°	2890.7	2178.8	944.6	465.5	300.4	219.2	181.3	165.1	159.7	157.0	154.3
55°	3042.2	2268.1	947.3	452.0	284.2	205.7	173.2	154.3	146.2	140.7	140.7
57.5°	3155.9	2341.2	933.8	424.9	262.5	192.2	159.7	140.7	129.9	124.5	124.5
60°	3264.2	2387.2	909.4	384.3	240.9	178.6	148.9	127.2	116.4	111.0	111.0
62.5°	3307.5	2395.3	852.6	314.0	213.8	165.1	135.3	116.4	108.3	105.6	105.6
65°	3283.1	2360.2	776.8	249.0	189.5	148.9	124.5	108.3	97.4	89.3	89.3
67.5°	3150.5	2238.4	673.9	197.6	165.1	135.3	113.7	97.4	86.6	78.5	78.5
70°	2898.8	2043.5	525.1	157.0	143.5	119.1	102.9	89.3	78.5	70.4	70.4
72.5°	2528.0	1772.8	381.6	132.6	124.5	105.6	92.0	81.2	70.4	65.0	65.0
75°	2084.1	1366.8	270.7	113.7	111.0	94.7	83.9	73.1	65.0	59.5	59.5
77.5°	1564.4	952.7	211.1	100.1	97.4	86.6	75.8	67.7	59.5	56.8	54.1
80°	1042.0	590.0	159.7	75.8	73.1	67.7	62.3	56.8	48.7	43.3	43.3
82.5°	465.5	249.0	81.2	43.3	37.9	32.5	27.1	18.9	18.9	16.2	16.2
85°	48.7	32.5	16.2	10.8	10.8	8.1	8.1	8.1	5.4	5.4	5.4
87.5°	8.1	8.1	5.4	5.4	5.4	2.7	2.7	2.7	2.7	2.7	2.7
90°	0.0	0.0	0.0	0.0	0.0	0.0	0.0	0.0	0.0	0.0	0.0

LM-79-2019: Approved Method: Electrical and Photometric Measurements of Solid-
State Lighting Products

Report Prepared for

Cooper Lighting Solutions

Streetworks

Report Number: SP1-2407-157-6

Test Date: 08/07/2024

Luminaire Tested: MEM2-HTN-SA-30-750-U-5WQ-2

Data in this report applies to families of products including MEM2-HTN-SA-30-750-U-5WQ-2

Test Information

Test Method: LM-79-2019
 Report Number: SP1-2407-157-6
 Test Lab: COOPER LIGHTING SOLUTIONS
 Photometer: SP1 - 76IN SPHERE
 Measurement Geometry: 4π
 Issue Date: 08/20/2024
 Manufacturer: COOPER LIGHTING SOLUTIONS
 Product Line: Streetworks
 Catalog Number: **MEM2-HTN-SA-30-750-U-5WQ-2**
 Description: Epic Modern Light Square 30W 5WQ Optic and Flare Trim

Spectral Parameters

CCT (K): 5094
 CIE u': 0.2082
 CIE v': 0.4867
 Duv: 0.0032
 CIE x: 0.3430
 CIE y: 0.3564
 CIE z: 0.3006
 Peak Wavelength (nm): 451
 Dominant Wavelength (nm): 568
 Purity: 9.86439
 Rf: 73.7
 Rg: 93

CRI (Ra):	72.0		
R1:	68.6	R9:	-39.6
R2:	78.1	R10:	47.6
R3:	84.6	R11:	68.2
R4:	71.6	R12:	41.4
R5:	69.6	R13:	70.4
R6:	69.4	R14:	91.4
R7:	80.9	R15:	61.4
R8:	53.1		



Test Conditions

Stabilization Time: 20M
 Operation Time: 1H 20M
 Sphere Temperature (°C): 24.2

REPORT NUMBER: SP1-2407-157-6

Measurement and Test Equipment			
Instrument	Identification Number	Calibration Date	Calibration Due Date
Photometer	IN0058	6/18/2024	12/18/2024
Power Meter	INXT2011004	2/8/2024	2/8/2025
AC Power Source	IN0063	10/24/2023	10/24/2024
DC Power Source	IN0208	10/24/2023	10/24/2024
Sphere Thermometer	IN0085	10/24/2023	10/24/2024
Room Thermometer	IN0046	10/24/2023	10/24/2024

REPORT NUMBER: SP1-2407-157-6

CIE 1931 Chromaticity Diagram



CIE 1931 Chromaticity Diagram with 2017 ANSI 7-Step and 4-Step Quadrangles



Point lies inside the ANSI 5000K 4-step quadrangle

REPORT NUMBER: SP1-2407-157-6

Photopic Flux vs. Wavelength

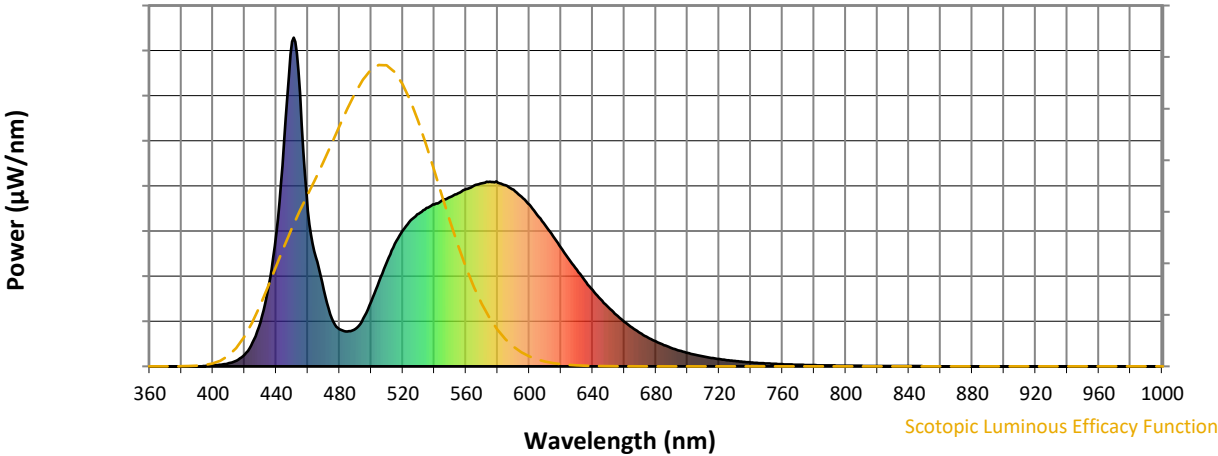


Photopic Lumens: NR

λ (nm)	Power W [^] /nm	Lumens (φ/nm)	λ (nm)	Power W [^] /nm	Lumens (φ/nm)	λ (nm)	Power W [^] /nm	Lumens (φ/nm)	λ (nm)	Power W [^] /nm	Lumens (φ/nm)	λ (nm)	Power W [^] /nm	Lumens (φ/nm)
360	0	NR	490	114	NR	620	361	NR	750	9	NR	880	0	NR
365	0	NR	495	145	NR	625	326	NR	755	8	NR	885	0	NR
370	0	NR	500	197	NR	630	294	NR	760	7	NR	890	0	NR
375	0	NR	505	259	NR	635	261	NR	765	6	NR	895	0	NR
380	0	NR	510	319	NR	640	232	NR	770	5	NR	900	0	NR
385	0	NR	515	373	NR	645	204	NR	775	4	NR	905	0	NR
390	0	NR	520	414	NR	650	179	NR	780	4	NR	910	0	NR
395	1	NR	525	445	NR	655	157	NR	785	3	NR	915	0	NR
400	3	NR	530	465	NR	660	136	NR	790	3	NR	920	0	NR
405	5	NR	535	482	NR	665	118	NR	795	2	NR	925	0	NR
410	9	NR	540	493	NR	670	102	NR	800	2	NR	930	0	NR
415	18	NR	545	505	NR	675	87	NR	805	2	NR	935	0	NR
420	36	NR	550	515	NR	680	75	NR	810	2	NR	940	0	NR
425	72	NR	555	527	NR	685	65	NR	815	1	NR	945	0	NR
430	134	NR	560	540	NR	690	56	NR	820	1	NR	950	0	NR
435	242	NR	565	550	NR	695	48	NR	825	1	NR	955	0	NR
440	407	NR	570	557	NR	700	41	NR	830	1	NR	960	0	NR
445	684	NR	575	561	NR	705	35	NR	835	1	NR	965	0	NR
450	988	NR	580	559	NR	710	30	NR	840	1	NR	970	0	NR
455	828	NR	585	551	NR	715	26	NR	845	1	NR	975	0	NR
460	473	NR	590	537	NR	720	22	NR	850	1	NR	980	0	NR
465	333	NR	595	516	NR	725	19	NR	855	0	NR	985	0	NR
470	232	NR	600	491	NR	730	16	NR	860	0	NR	990	0	NR
475	146	NR	605	461	NR	735	14	NR	865	0	NR	995	0	NR
480	113	NR	610	429	NR	740	12	NR	870	0	NR	1000	0	NR
485	106	NR	615	395	NR	745	10	NR	875	0	NR			

REPORT NUMBER: SP1-2407-157-6

Scotopic Flux vs. Wavelength



Scotopic Lumens: NR

S/P: 1.81

λ (nm)	Power W [^] /nm	Lumens (ϕ /nm)	λ (nm)	Power W [^] /nm	Lumens (ϕ /nm)	λ (nm)	Power W [^] /nm	Lumens (ϕ /nm)	λ (nm)	Power W [^] /nm	Lumens (ϕ /nm)	λ (nm)	Power W [^] /nm	Lumens (ϕ /nm)
360	0	NR	490	114	NR	620	361	NR	750	9	NR	880	0	NR
365	0	NR	495	145	NR	625	326	NR	755	8	NR	885	0	NR
370	0	NR	500	197	NR	630	294	NR	760	7	NR	890	0	NR
375	0	NR	505	259	NR	635	261	NR	765	6	NR	895	0	NR
380	0	NR	510	319	NR	640	232	NR	770	5	NR	900	0	NR
385	0	NR	515	373	NR	645	204	NR	775	4	NR	905	0	NR
390	0	NR	520	414	NR	650	179	NR	780	4	NR	910	0	NR
395	1	NR	525	445	NR	655	157	NR	785	3	NR	915	0	NR
400	3	NR	530	465	NR	660	136	NR	790	3	NR	920	0	NR
405	5	NR	535	482	NR	665	118	NR	795	2	NR	925	0	NR
410	9	NR	540	493	NR	670	102	NR	800	2	NR	930	0	NR
415	18	NR	545	505	NR	675	87	NR	805	2	NR	935	0	NR
420	36	NR	550	515	NR	680	75	NR	810	2	NR	940	0	NR
425	72	NR	555	527	NR	685	65	NR	815	1	NR	945	0	NR
430	134	NR	560	540	NR	690	56	NR	820	1	NR	950	0	NR
435	242	NR	565	550	NR	695	48	NR	825	1	NR	955	0	NR
440	407	NR	570	557	NR	700	41	NR	830	1	NR	960	0	NR
445	684	NR	575	561	NR	705	35	NR	835	1	NR	965	0	NR
450	988	NR	580	559	NR	710	30	NR	840	1	NR	970	0	NR
455	828	NR	585	551	NR	715	26	NR	845	1	NR	975	0	NR
460	473	NR	590	537	NR	720	22	NR	850	1	NR	980	0	NR
465	333	NR	595	516	NR	725	19	NR	855	0	NR	985	0	NR
470	232	NR	600	491	NR	730	16	NR	860	0	NR	990	0	NR
475	146	NR	605	461	NR	735	14	NR	865	0	NR	995	0	NR
480	113	NR	610	429	NR	740	12	NR	870	0	NR	1000	0	NR
485	106	NR	615	395	NR	745	10	NR	875	0	NR			

REPORT NUMBER: SP1-2407-157-6

Melanopic Flux vs. Wavelength



Melanopic Lumens: NR

M/P: 3.73

λ (nm)	Power W [^] /nm	Lumens (φ/nm)	λ (nm)	Power W [^] /nm	Lumens (φ/nm)	λ (nm)	Power W [^] /nm	Lumens (φ/nm)	λ (nm)	Power W [^] /nm	Lumens (φ/nm)	λ (nm)	Power W [^] /nm	Lumens (φ/nm)
360	0	NR	490	114	NR	620	361	NR	750	9	NR	880	0	NR
365	0	NR	495	145	NR	625	326	NR	755	8	NR	885	0	NR
370	0	NR	500	197	NR	630	294	NR	760	7	NR	890	0	NR
375	0	NR	505	259	NR	635	261	NR	765	6	NR	895	0	NR
380	0	NR	510	319	NR	640	232	NR	770	5	NR	900	0	NR
385	0	NR	515	373	NR	645	204	NR	775	4	NR	905	0	NR
390	0	NR	520	414	NR	650	179	NR	780	4	NR	910	0	NR
395	1	NR	525	445	NR	655	157	NR	785	3	NR	915	0	NR
400	3	NR	530	465	NR	660	136	NR	790	3	NR	920	0	NR
405	5	NR	535	482	NR	665	118	NR	795	2	NR	925	0	NR
410	9	NR	540	493	NR	670	102	NR	800	2	NR	930	0	NR
415	18	NR	545	505	NR	675	87	NR	805	2	NR	935	0	NR
420	36	NR	550	515	NR	680	75	NR	810	2	NR	940	0	NR
425	72	NR	555	527	NR	685	65	NR	815	1	NR	945	0	NR
430	134	NR	560	540	NR	690	56	NR	820	1	NR	950	0	NR
435	242	NR	565	550	NR	695	48	NR	825	1	NR	955	0	NR
440	407	NR	570	557	NR	700	41	NR	830	1	NR	960	0	NR
445	684	NR	575	561	NR	705	35	NR	835	1	NR	965	0	NR
450	988	NR	580	559	NR	710	30	NR	840	1	NR	970	0	NR
455	828	NR	585	551	NR	715	26	NR	845	1	NR	975	0	NR
460	473	NR	590	537	NR	720	22	NR	850	1	NR	980	0	NR
465	333	NR	595	516	NR	725	19	NR	855	0	NR	985	0	NR
470	232	NR	600	491	NR	730	16	NR	860	0	NR	990	0	NR
475	146	NR	605	461	NR	735	14	NR	865	0	NR	995	0	NR
480	113	NR	610	429	NR	740	12	NR	870	0	NR	1000	0	NR
485	106	NR	615	395	NR	745	10	NR	875	0	NR			

Summary

$R_f = 73.7$
 $R_g = 93$
 $CIE R_a = 72.0$
 $R_9 = -39.6$



Color Vector Graphics



Individual Sample Fidelity Index ($R_{f,i}$)

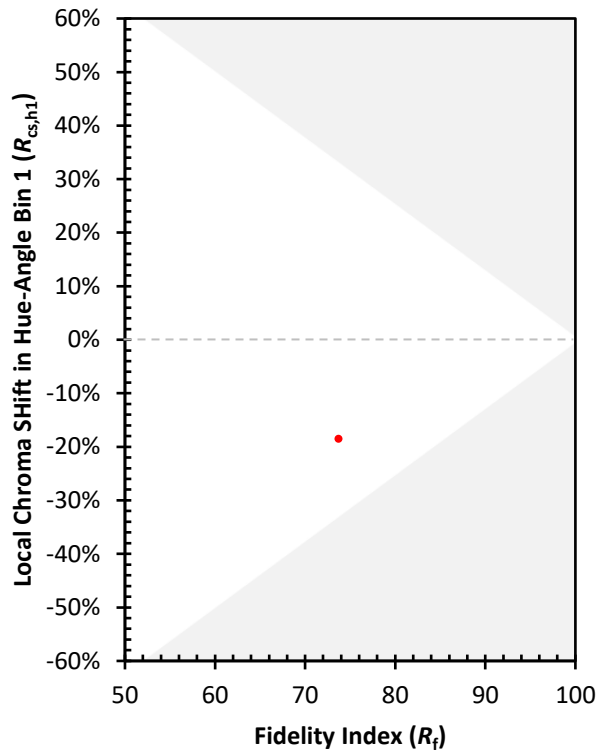
CES01 = 85	CES26 = 62	CES51 = 90	CES76 = 50
CES02 = 59	CES27 = 88	CES52 = 89	CES77 = 67
CES03 = 30	CES28 = 80	CES53 = 79	CES78 = 53
CES04 = 69	CES29 = 69	CES54 = 84	CES79 = 80
CES05 = 46	CES30 = 88	CES55 = 83	CES80 = 77
CES06 = 50	CES31 = 72	CES56 = 74	CES81 = 78
CES07 = 38	CES32 = 62	CES57 = 73	CES82 = 90
CES08 = 38	CES33 = 82	CES58 = 73	CES83 = 90
CES09 = 29	CES34 = 69	CES59 = 86	CES84 = 85
CES10 = 72	CES35 = 83	CES60 = 88	CES85 = 77
CES11 = 56	CES36 = 87	CES61 = 82	CES86 = 75
CES12 = 61	CES37 = 78	CES62 = 81	CES87 = 76
CES13 = 41	CES38 = 98	CES63 = 73	CES88 = 81
CES14 = 74	CES39 = 96	CES64 = 63	CES89 = 72
CES15 = 70	CES40 = 91	CES65 = 60	CES90 = 80
CES16 = 46	CES41 = 96	CES66 = 56	CES91 = 71
CES17 = 49	CES42 = 79	CES67 = 53	CES92 = 58
CES18 = 55	CES43 = 78	CES68 = 63	CES93 = 74
CES19 = 71	CES44 = 99	CES69 = 72	CES94 = 52
CES20 = 63	CES45 = 86	CES70 = 55	CES95 = 64
CES21 = 85	CES46 = 85	CES71 = 46	CES96 = 76
CES22 = 77	CES47 = 89	CES72 = 82	CES97 = 86
CES23 = 91	CES48 = 80	CES73 = 45	CES98 = 76
CES24 = 90	CES49 = 83	CES74 = 90	CES99 = 62
CES25 = 71	CES50 = 89	CES75 = 48	



Color Rendition by Hue-Angle Bin



Measure Comparisons



(END OF REPORT)